



## CHANTICO

Chantico 31 with Four-Sided Small Flat Steel Front, Black Decorative Trim, Classic High Definition Log Set, & Eternal Flame Reflective Ceramic Glass Panel Set

---

# CONTENTS

---



|                                                      |    |
|------------------------------------------------------|----|
| Chantico Series Fireplace Inserts                    | 3  |
| <b>Products</b>                                      |    |
| Chantico 27                                          | 4  |
| Chantico 31 - Traditional                            | 6  |
| Chantico 31 - Contemporary                           | 8  |
| Chantico 36                                          | 10 |
| Technical Information                                | 12 |
| Accessories                                          | 14 |
| The story of Archgard and the inspiration of heating | 18 |



---

## CHANTICO (Chan-TEE-ko)

---

Chantico (“she who dwells in the house”) is the Aztec goddess reigning over the fires in the family hearth, home, and pleasure.

The spirit of Chantico embodies Archgard’s line of fireplace inserts. We believe that the modern fireplace is more than a simple source of heat, but rather a central part of our homes; providing the flawless atmosphere for family gatherings, and the warmth and light that has sheltered us since the dawn of humanity.

Allow Chantico to envelope you and your loved ones in her warming embrace.



*“The status of the fireplace has changed over time. It is no longer just a source of heat, but rather a central part of our homes. Our fireplaces have been designed with clean lines, focusing attention on the flames. With our wide product range and the potential to adapt to meet personal tastes, there is something here for everyone.”*

**- Bill Waterstradt, Owner, Archgard Fireplaces.**

## Chantico 27

### SPECIFICATIONS AND INPUT RATING

|                          |                                            |
|--------------------------|--------------------------------------------|
| <b>Model Number</b>      | <b>27-DVIE22N-2</b>                        |
| Valve Type               | Electronic Ignition                        |
| Natural Gas              | 15,000 - 22,400 BTU/hr<br>4.5 - 6.56 kW/hr |
| Propane                  | 16,500 - 21,000 BTU/hr<br>4.8 - 6.15 kW/hr |
| <b>Efficiencies</b>      |                                            |
| Steady State             | 73.19%                                     |
| P.4 Fireplace Efficiency | 70.73%                                     |
| <b>Dimensions</b>        |                                            |
| Controls In              | 29.26"W x 17.93"H x 15.75"D*               |
| Controls Out             | 26.55"W x 17.93"H x 14.24"D*               |
| Viewing Area             | 22.82"W x 13.37"H, 26.45" diagonal         |



310-6270 /  
Log Set,  
High Definition



Scan to see the  
flames in action.



The smallest of the Chantico line, the Chantico 27 offers an unparalleled panoramic wall to wall flame. Our prolific design also offers a fire that begins at the hearth rather than being located above a valve control area. The Archgard full frame flame fills the firebox to create the ultimate centerpiece for your space.

For more information, pictures, and videos visit [archgard.com](http://archgard.com)

\* See the manual for more information.

All inserts come standard with barrier screens which attach to the door with very little effort.



All Archgard gas inserts offer an unparalleled panoramic Wall to Wall Flame. Our prolific design also offers a fire that begins at the hearth rather than being located above a valve control area like competitor's gas inserts. The Archgard Full Frame Flame fills the firebox to create the ultimate centerpiece for your space.

**As shown:**

Model Number: 27-DVIE22N-2

Surround: 27-SKSBS (Surround Kit, Small Flat Steel, Black, Shallow)

Firebrick option: 27-BRPL-RG (Eternal Flame Reflective Ceramic Glass)



## Chantico 31 - Traditional

### SPECIFICATIONS AND INPUT RATING

| Model Number             | 31-DVIE33LN-3                             |
|--------------------------|-------------------------------------------|
| Valve Type               | Electronic Ignition                       |
| Natural Gas              | 22,000 - 33,000 BTU/hr<br>6.1 - 9.6 kW/hr |
| Propane                  | 24,000 - 31,000 BTU/hr<br>6.9 - 9.0 kW/hr |
| <b>Efficiencies</b>      |                                           |
| Steady State             | 74.55%                                    |
| P.4 Fireplace Efficiency | 73.07%                                    |
| <b>Dimensions</b>        |                                           |
| Controls In              | 32.08" W x 20.18" H x 15.78" D*           |
| Controls Out             | 29.73" W x 20.18" H x 14.02" D*           |
| Viewing Area             | 25.95" W x 16.26" H, 30.62" diagonal      |



31-LS-CS /  
Log Set,  
Classic High Definition



Scan to see the  
flames in action.



31-LS-GT /  
Premium Log Set,  
Grand Timber



Scan to see the  
flames in action.



31-LS-WW /  
Premium Log Set,  
Weathered Wood



Scan to see the  
flames in action.

For more information, pictures, and videos visit [archgard.com](http://archgard.com)

\* See the manual for more information.

All inserts come standard with barrier screens which attach to the door with very little effort.



The Chantico 31 is new and improved! The newest revision includes form and fit improvements, enhanced serviceability, and delivers the same unparalleled panoramic wall-to-wall flame.

Furthermore, you can accent your full frame flame with the classic High Definition log set, upgrade to the rugged Grand Timber premium log set, or choose another direction entirely with the more contemporary Weathered Wood premium log set.



We understand that we are creating products that go into your home, therefore we believe in making products that will be the focal point of your home - that's why you put it there. We are committed to creating enduring products that will be at the center of countless family gatherings, lighting up your holidays, or simply providing the comforting warmth and glow during those foul and blustery nights.

You will be happy with your Archgard fireplace insert for many years to come.

**As shown:**

Model Number: 31-DVIE33LN-3

Surround: 31-SKSBS (Surround Kit, Small, Black, Shallow)

Panel Set Option: None

Log Set Option: Grand Timber



## Chantico 31 - Contemporary


### SPECIFICATIONS AND INPUT RATING

| Model Number             | 31-DVIE33CN-3                             |
|--------------------------|-------------------------------------------|
| Valve Type               | Electronic Ignition                       |
| Natural Gas              | 22,000 - 33,000 BTU/hr<br>6.1 - 9.6 kW/hr |
| Propane                  | 24,000 - 31,000 BTU/hr<br>6.9 - 9.0 kW/hr |
| <b>Efficiencies</b>      |                                           |
| Steady State             | 74.55%                                    |
| P.4 Fireplace Efficiency | 73.07%                                    |
| <b>Dimensions</b>        |                                           |
| Controls In              | 32.08" W x 20.18" H x 15.78" D*           |
| Controls Out             | 29.73" W x 20.18" H x 14.02" D*           |
| Viewing Area             | 25.95" W x 16.26" H, 30.62" diagonal      |

### BURNER MEDIA OPTIONS



**31-RR**  
Mississippi River Rocks



**31-FBSB**  
Sky Blue Fire Beads



**31-RR-G**  
Santa Cruz River Rocks



**31-FBCW**  
Clear White Fire Beads



**31-FBJB**  
Jet Black Fire Beads



**31-FBA**  
Amber Fire Beads

\* See the manual for more information.

All inserts come standard with barrier screens which attach to the door with very little effort.



## New stylish home

Add the perfect modern look with an Archgard contemporary gas fireplace insert. We offer the same panoramic Wall to Wall Flame customized with your choice of burner media. Choose Mississippi River Rocks modeled after rocks found in the headwaters of the Mississippi river, Santa Cruz River Rocks, based on stones found within the San Lorenzo river, or luminous Fire Beads available in various color options. You can now upgrade that old wood burning fireplace to become the clean, modern focal point in your home.





#### Why choose an Archgard Gas Fireplace Insert:

All Archgard products embody our three guiding principles: Quality, Design, and Dependability. Our products are designed to provide many years of worry-free efficient and reliable operation with a premium flame for the ultimate fireplace experience. Our principles and products are backed by our Elite Limited Lifetime Warranty, ensuring your Archgard fireplace insert will endure and continue to be the centerpiece of your home.

#### As shown:

Model Number: 31-DVIE33CN-3

Surround: 31-SKSBS (Surround Kit, Small, Black, Shallow) with 31-DTBN (Decorative Trim, Brushed Nickel)

Media options: 31-RR-G (Santa Cruz River Rocks)

Firebrick option: 31-BRPCL-RG (Eternal Flame Reflective Ceramic Glass)



## Chantico 36

### SPECIFICATIONS AND INPUT RATING

| Model Number             | 36-DVIE40LN-1                                                 |
|--------------------------|---------------------------------------------------------------|
| Valve Type               | Electronic Ignition                                           |
| Natural Gas              | 22,000 - 40,000 BTU/hr<br>6.45 - 11.72 kW/hr                  |
| Propane                  | 20,000 - 40,000 BTU/hr<br>5.86 - 11.72 kW/hr                  |
| Efficiencies             |                                                               |
| Steady State             | 79.10%                                                        |
| P.4 Fireplace Efficiency | 76.95%                                                        |
| Dimensions               |                                                               |
| Controls In              | 37.37" (94.9 cm) W x 23.99" (60.9 cm) H x 18.51" (47 cm) D*   |
| Controls Out             | 33.39" (84.8 cm) W x 23.99" (60.9 cm) H x 17.01" (43.2 cm) D* |
| Viewing Area             | 30.6" (77.7 cm) W x 19" (48.3 cm) H, 36.4" (92.5 cm) diagonal |



310-6400-01 /  
Log Set,  
High Definition



Scan to see the  
flames in action.



The uncompromising Chantico 36 adds life to your home by bringing breathtaking design and high efficiency to your older wood burning fireplace. With a panoramic Wall to Wall flame, High Definition log set, and multiple configuration options, the 36-DVIE40LN-1 will instantly become the highlight of your home.

For more information, pictures, and videos visit [archgard.com](http://archgard.com)

\* See the manual for more information.

All inserts come standard with barrier screens which attach to the door with very little effort.

**Adjustable Lighting:**

Use the included remote to choose from six levels of accent lighting or leave the light off and allow the flame to provide a flickering glow.

**As shown:**

Model Number: 36-DVIE40LN-1

Surround: 36-SKSBS (Surround Kit, Small, Black, Shallow)

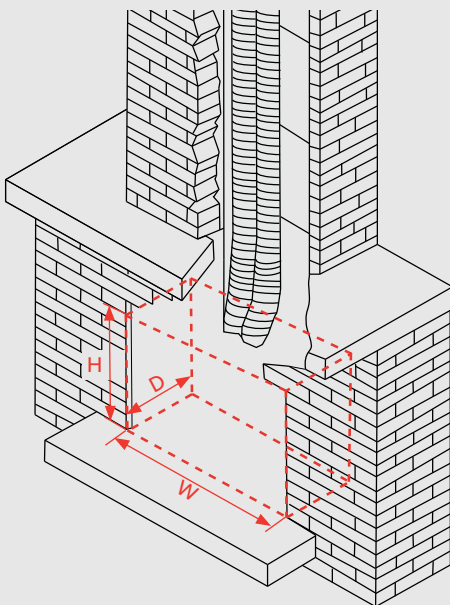
Firebrick option: 36-BRPL-QCC (Quebec City Grey)



# Standard Features

|                                  | 27-DVIE22N-2                                                                                                                                                | 31-DVIE33LN-3 /<br>31-DVIE33CN-3                                                                                                                    | 36-DVIE40LN-1                                                                                                                                       |
|----------------------------------|-------------------------------------------------------------------------------------------------------------------------------------------------------------|-----------------------------------------------------------------------------------------------------------------------------------------------------|-----------------------------------------------------------------------------------------------------------------------------------------------------|
| Ignition Type                    | Archgard's exclusive Dynamic Start Advantage spark-to-pilot electronic ignition control system with continuous pilot on demand and battery backup**         | Archgard's exclusive Dynamic Start Advantage spark-to-pilot electronic ignition control system with continuous pilot on demand and battery backup** | Archgard's exclusive Dynamic Start Advantage spark-to-pilot electronic ignition control system with continuous pilot on demand and battery backup** |
| Remote Control                   | Multi-function remote control system including smart thermostat*                                                                                            |                                                                                                                                                     |                                                                                                                                                     |
| Convection Fan                   | High efficiency six speed heat distribution fans and variable speed fan control included.                                                                   |                                                                                                                                                     |                                                                                                                                                     |
| Accent Lighting                  | N/A                                                                                                                                                         |                                                                                                                                                     | Six-level accent lighting controlled using the remote included.                                                                                     |
| Accessories                      | We offer a wide range of products and accessories to add a custom touch to meet any personal tastes for all products.                                       |                                                                                                                                                     |                                                                                                                                                     |
| Glass Type                       | Shatter-resistant ceramic glass                                                                                                                             |                                                                                                                                                     |                                                                                                                                                     |
| Viewing Area                     | 22" W x 13.5" H<br>27" diagonal                                                                                                                             | 26" W x 16.75" H<br>31" diagonal                                                                                                                    | 30.6" W x 19" H<br>36.4" diagonal                                                                                                                   |
| Vent Size                        | Dual 3" (76mm) co-linear vents exit top of unit                                                                                                             |                                                                                                                                                     |                                                                                                                                                     |
| Burner Type                      | Panoramic wall to wall steel pan with Archgard's Full Frame Flame                                                                                           |                                                                                                                                                     |                                                                                                                                                     |
| Firebox Construction             | Welded, double-seal rivet and gasket, silicone free.<br>Constructed of 16 and 18 gauge galvanized and aluminized coated steel for long life and durability. |                                                                                                                                                     |                                                                                                                                                     |
| Warranty                         | Archgard's Worry-Free Elite Limited Lifetime                                                                                                                |                                                                                                                                                     |                                                                                                                                                     |
| <b>Clearance to Combustibles</b> |                                                                                                                                                             |                                                                                                                                                     |                                                                                                                                                     |
| Mantel Clearance                 | 16.5" from top of door to<br>bottom of 12" mantel                                                                                                           | 19.5" from top of door to<br>bottom of 12" mantel                                                                                                   | 22" from top of door to<br>bottom of 12" mantel                                                                                                     |
| Hearth Clearance                 | 7" to bottom of fireplace,<br>16" from front of door                                                                                                        |                                                                                                                                                     | 9" to bottom of fireplace,<br>16" from front of door                                                                                                |
| Surround Sidewall Clearance      | 8"                                                                                                                                                          |                                                                                                                                                     |                                                                                                                                                     |

## MINIMUM FIREPLACE OPENING



| CHANTICO 27                                                                               | CHANTICO 31                    | CHANTICO 36             |
|-------------------------------------------------------------------------------------------|--------------------------------|-------------------------|
| 27.125"W x 17.93"H<br>x 14.36"D                                                           | 29.88"W x 20.18"H x<br>14.13"D | 36.25"W x 24"H x 17"D   |
| "Controls out": Controls mounted in forward position for deep surround and surround doors |                                |                         |
| 29.625"W x 17.93"H<br>x 15.875"D                                                          | 32.38"W x 20.18"H x<br>15.88"D | 37.88"W x 24"H x 18.5"D |
| "Controls in": Controls mounted for shallow surround or inside fit                        |                                |                         |

\* See the manual for more information and configuration options.

| YOUR FIREPLACE OPENING DIMENSIONS |  |         |  |
|-----------------------------------|--|---------|--|
| Width:                            |  | Height: |  |
|                                   |  | Depth:  |  |

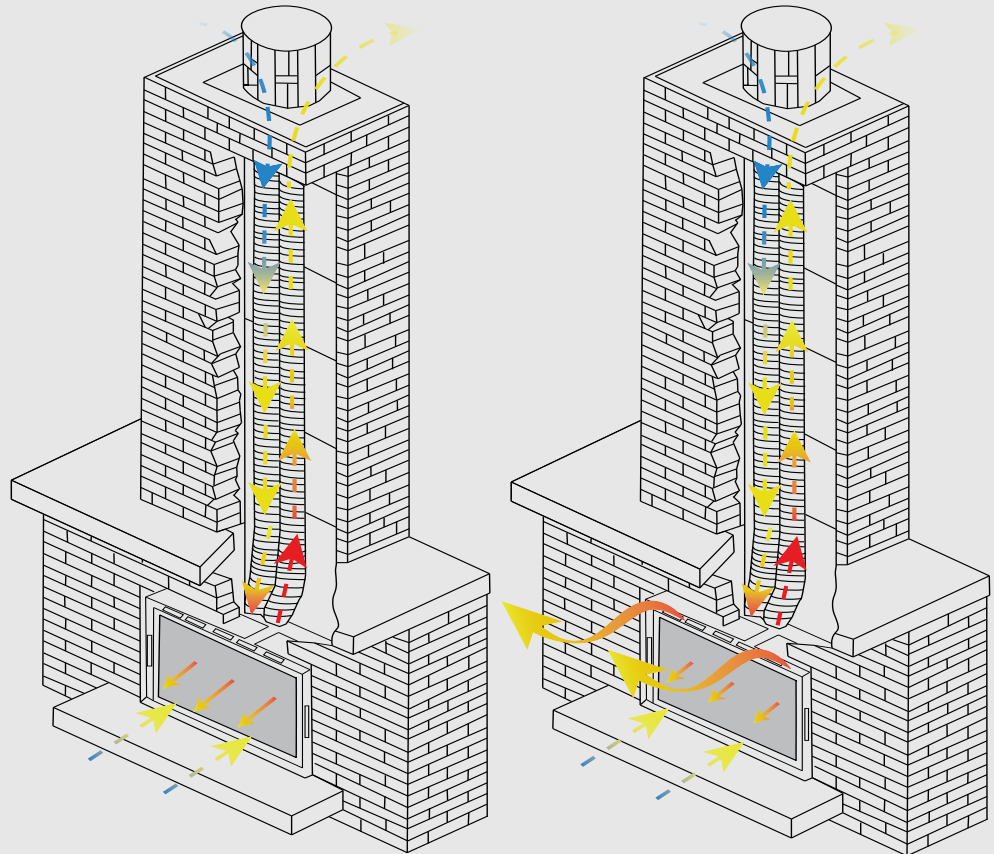
## RADIANT HEAT VS CONVECTION HEAT

Radiant heat is the intentional transfer of radiant energy from your Archgard fireplace directly to objects and people within the room. Like the sun on a cool morning or sitting around a campfire, the surrounding temperature may be cool, but you are warm and comfortable because of the radiant heat that is transferred from the source directly to you.

Convection heat generates an air current to help heat the air in the room quicker and push heat out to fill even larger spaces. This process is improved by using the standard efficient six speed heat distribution fan\* which is operated using your standard remote control.

Radiant heat is known to be more efficient than convection heat due to differences in the way each system heats your home.

Archgard gas inserts give you the best of both heat types as all Archgard gas inserts are both radiant heaters AND convection heaters.




RADIANT HEAT

CONVECTION HEAT

## DYNAMIC START ADVANTAGE

Our engineers teamed up with the industry's lead electronics producer to develop the all new Dynamic Start Advantage control system\*. The new control is absolutely the most reliable, user friendly, and safest start system ever produced.



This system will start the fire slowly and build it up after a draft has been established. This process helps ensure a more reliable start, reduces condensation on the glass door, and helps to reduce the pinging and clanging sounds common to other gas fireplaces on startup.

## CONTINUOUS PILOT ON DEMAND



Archgard's efficient gas fireplace inserts are designed to help save the environment while saving you money! Continuous Pilot On Demand\* is a safety feature which also saves energy by automatically turning the pilot off after seven continuous days without use.



This system allows you to live your life without consideration for whether you've left the pilot on or not. Whether you've gone on vacation or it's those warm summer days, the pilot will automatically turn off until you need it. Simply turn on the fireplace to start the seven day timer again.

# SURROUNDS



Small Flat Steel Front  
SKSBS / SKSBD



Large Flat Steel Front  
SKLBS / SKLBD



4 sided Small Flat Steel Front  
SK4SBS / SK4SBD

| FOR MODEL #     | Dimensions                                                 |
|-----------------|------------------------------------------------------------|
| FOR Chantico 27 | 39.45"W x 24.16"H<br>SKSBS Depth: 1"<br>SKSBD Depth: 2.5"  |
| FOR Chantico 31 | 42.63"W x 26.49"H<br>SKSBS Depth: 1"<br>SKSBD Depth: 2.77" |
| FOR Chantico 36 | 47.25"W x 30.31"H<br>SKSBS Depth: 1"<br>SKSBD Depth: 2.5"  |

| FOR MODEL #     | Dimensions                                                 |
|-----------------|------------------------------------------------------------|
| FOR Chantico 27 | 44.45"W x 26.66"H<br>SKLBS Depth: 1"<br>SKLBD Depth: 2.5"  |
| FOR Chantico 31 | 47.63"W x 30"H<br>SKLBS Depth: 1"<br>SKLBD Depth: 2.77"    |
| FOR Chantico 36 | 52.125"W x 32.75"H<br>SKLBS Depth: 1"<br>SKLBD Depth: 2.5" |

| FOR MODEL #     | Dimensions                                                  |
|-----------------|-------------------------------------------------------------|
| FOR Chantico 27 | 39.45"W x 30.68"H<br>SK4SBS Depth: 1"<br>SK4SBD Depth: 2.5" |
| FOR Chantico 31 | 42.63"W x 33"H<br>SK4SBS Depth: 1"<br>SK4SBD Depth: 2.77"   |
| FOR Chantico 36 | 47.25"W x 37"H<br>SK4SBS Depth: 1"<br>SK4SBD Depth: 2.5"    |



4 sided Large Flat Steel Front  
SK4LBS / SK4LBD



4 sided Blank Trimmable for inside fit  
SK4BLANK

|                 | Dimensions                                                        |
|-----------------|-------------------------------------------------------------------|
| FOR Chantico 27 | 44.45"W x 35.68"H<br>SK4SBS Depth: 1"<br>SK4SBD Depth: 2.5"       |
| FOR Chantico 31 | 47.63"W x 38"H<br>SK4LBS Depth: 1"<br>SK4LBD Depth: 2.77"         |
| FOR Chantico 36 | 51.125"W x 41.8"H x 1"D<br>SK4LBS Depth: 1"<br>SK4LBD Depth: 2.5" |

|            |             |
|------------|-------------|
| All MODELS | 47"W x 39"H |
|------------|-------------|

# DECORATIVE INSIDE TRIMS

One look doesn't necessarily fit all homes. Therefore, Archgard direct vent inserts offer dozens of surround and door options. You can further customize any three-sided or four-sided surround by adding a Brushed Nickel, Satin Black, Brushed Copper, or Smoked Chrome trim. This allows you to personalize your fireplace and achieve the look you've been dreaming of.

## DECORATIVE TRIM COLORS



● Brushed Nickel    ● Satin Black    ● Brushed Copper    ● Smoked Chrome



## DECORATIVE PLINTHS

Turn your fireplace into a true work of art by adding a decorative plinth to the base of your three-sided surround. Decorative plinths add the appearance of a sturdy base reminiscent of ancient Greek statues.

Height options: 2", 4", 6"

| Model           |       | Width     |
|-----------------|-------|-----------|
| FOR Chantico 27 | Small | 35.95" W  |
|                 | Large | 44.95" W  |
| FOR Chantico 31 | Small | 43.132" W |
|                 | Large | 48.132" W |
| FOR Chantico 36 | Small | 47.75" W  |
|                 | Large | 52.625" W |

\* All plinths are available in shallow and deep versions to match the depth of the surround being used.



## DOORS



Mission Hills Iron Front  
**MHIFSSDBS / MHIFSSDBD**  
 Shallow / Deep



Harrison Mills Square Door  
**SDSHMBS / SDSHMBD**  
 Shallow / Deep

|                    | Dimensions |                              |
|--------------------|------------|------------------------------|
| FOR<br>Chantico 27 | Shallow    | 39" W x 24" H x 1" D         |
|                    | Deep       | 39" W x 24" H x 2.5" D       |
| FOR<br>Chantico 31 | Shallow    | 42.63" W x 26.49" H x 1" D   |
|                    | Deep       | 42.63" W x 26.49" H x 3.5" D |
| FOR<br>Chantico 36 | Shallow    | 47.25" W x 30.3" H x 1" D    |
|                    | Deep       | 47.25" W x 30.3" H x 2.5" D  |

## SUPERIOR RADIANT HEAT

The doors for Archgard's gas inserts are not simply beautiful to look at but functional as well. Open the doors and sit by your fire to enjoy more radiant heat on those chilly winter nights or close the doors and allow the heat distribution fans to push the heat to the farthest corners.



Caution: with doors open, the glass is hot and could cause burns.



## PANEL SET OPTIONS

Customize your gas fireplace insert to match your space with the choice of three interior linings:

Modeled after brickwork found in La Citadelle de Quebec, the Quebec City Grey Brick provides a clean and alternative look while adding some old-world charm.

The Quebec City Red maintains that old-world charm while bringing a more traditional look.


The Eternal Flame Reflective Ceramic Glass liner outlasts the typical porcelain and enhances your fireplace experience by adding an endless flame to the backdrop of your fireplace.



Québec City Red



Québec City Grey



Eternal Flame Reflective Ceramic Glass

|                        | Quebec City Red | Quebec City Grey | Eternal Flame Reflective Ceramic Glass |
|------------------------|-----------------|------------------|----------------------------------------|
| <b>FOR Chantico 27</b> | 27-BRPL-QCR     | 27-BRPL-QCG      | 27-BRPL-RG                             |
| <b>FOR Chantico 31</b> | 31-BRPL-QCR     | 31-BRPL-QCG      | 31-BRPL-RG / 31-BRPL-RG*               |
| <b>FOR Chantico 36</b> | 36-BRPL-QCR     | 36-BRPL-QCG      | 36-BRPL-RG                             |

\*For use with the Chantico 31 Contemporary Fireplace Insert.

## REMOTE CONTROL

The power to control your environment.

The versatile and aesthetic wall mountable multi-function remote comes standard with all Archgard electronic ignition gas fireplace inserts. You can mount the remote at the location of your choosing and remove it for the convenience of operation from the comfort of your chair.

Manually control the variable flame height and six speed heat distribution fan or set the self modulating True Feel Smart Thermostat for your perfect temperature allowing the fireplace to do all the work.

The hand-held remote is available as an option for all Archgard electronic ignition gas fireplace inserts and is used to control all aspects of your fireplace. This stylish remote performs the same functions as the wall mountable remote, but is designed to sit up-right for the convenience of hand-held use without the wall-mount option.

### STANDARD WALL MOUNTABLE REMOTE



### OPTIONAL HAND-HELD ONLY REMOTE



## The Story of Archgard

We take great pride in producing a fireplace that exceeds our customers' expectations. We believe that quality people produce quality products, and it is the quality craftsmanship that goes into each Archgard product that allows us to offer our elite Limited Lifetime Warranty. The fireplace has taken its place as a design element in our customers' homes. From our premium panoramic wall to wall flame to our range of aesthetic decorative fronts, we provide the perfect fireplace experience. When you purchase an Archgard fireplace you can count on uncompromising Quality, meticulous Design, and the Dependability to keep you and your home warm for years to come.

All Archgard fireplaces are manufactured in North America with the highest standard of workmanship. We are committed to supporting our economy and ensuring our customers receive the high-quality products they expect and deserve. As a privately owned company with over two decades of experience, Archgard has the ability to commit to ongoing research and development of new and innovative products. We are not interested in rushing a product to market unless we are fully satisfied that it meets our high standards. As a privately owned company, we enjoy the benefit of making the right long-term decisions for both our company and our customers.

### DRIVE


Passion has been the drive behind every fireplace Archgard has built since it was established over 30 years ago. Quality, modern technology, and design has been our recipe for success. Quality was our promise then, and quality is our promise today.

Our fireplaces combine classic traditions with modern functionality. We create products that give you the same feeling you get while sitting in front of a traditional wood burning fireplace yet satisfies even the most stringent demands for clean combustion. This all leads to the Archgard experience: enjoy your unparalleled flame with a clear conscience.

### INSPIRATION

Fire has played a vital role throughout history, ensuring our survival. The fireplace has always held a special place in the hearts and homes in North America. It is the focal point of the home and provides the heat, light, and security we all need – especially during those cold winters and long nights with heavy snowfall and icy winds.

It's really quite amazing to sit and stare at a fire... it can take you into another world, allow you to relax, forget about what happened during the day, feel the warmth, feel the fire, see the light... #passionforthefire.



**As shown:**

Chantico 31

Model Number: 31-DVIE33LN-3

Surround: 31-SKSBS (Surround Kit, Small, Black, Shallow)

Panel Set Option: None

Log Set Option: Grand Timber (left side) & Weathered Wood (right side)\*

\*Only one log set may be installed at one time, image for comparison only.

**Find us on:**



Facebook




YouTube



Instagram

For more information, surrounds, pictures, and videos visit [archgard.com](http://archgard.com).





Part # 100-3000



Archgard Fireplace Products  
7116 Beatty Drive Mission BC V2V 6B4  
[archgard.com](http://archgard.com)

September, 2021