

# TASMAN GRAND & TASMAN CHAMPION Natural Gas Insert Fireplaces



**The Tasman Grand & Tasman Champion are the most modern and stylish inserts on the market today.**

The only inserts you will find that encompass all of the most recent technology available including a full electronic package. All Tasman Inserts come standard with electronic ignition and there are two operating systems available to accommodate all applications; the Deluxe and the Premier. The Deluxe System boasts all the bells and whistles including a 7 day programmable remote with thermostat control & 7 stage modulating flame control. The Deluxe System also has a 6 stage modulating fan so the homeowner can enjoy both radiant and convection heat from one fireplace...

### THE BEST OF BOTH WORLDS!

Both the Tasman Grand & Tasman Champion inserts are a true clean face design intended to maximize your viewing area and are available in both a rock & glass kit (Tasman Grand) and a traditional log set (Tasman Champion) design.

**WARMTH  
RATING  
26,000 BTU**



Turn Over

# TASMAN GRAND & TASMAN CHAMPION

## Natural Gas Insert Fireplaces

### Standard Features:

- True clean face design
- 26,000 BTU
- Electronic ignition
- Ceramic brick panel
- Your choice of either a
  - contemporary rock & glass kit
  - or a traditional 9 pc log set
- Ceramic glass
- 100% safety shut off
- NG only

### Deluxe System: (110V required)

- 7 day programmable thermostat remote control
- 7 stage modulating flame control
- Full fan kit w/ 6 stage adjustable fan control

### Premier System: (battery powered)

- On/off thermostat remote control
- Hi/low modulating flame control

### Accessories:

- Standard black surround  
41" W x 28" H
- Decorative black surround  
41" W x 28" H
- Custom surrounds available  
(please enquire)
- Chimney cap

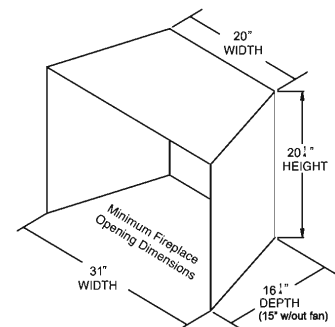
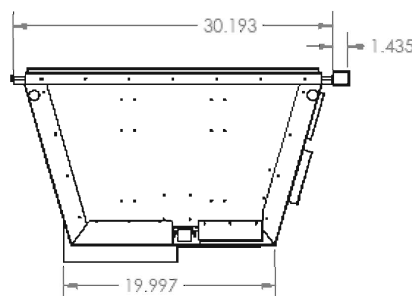
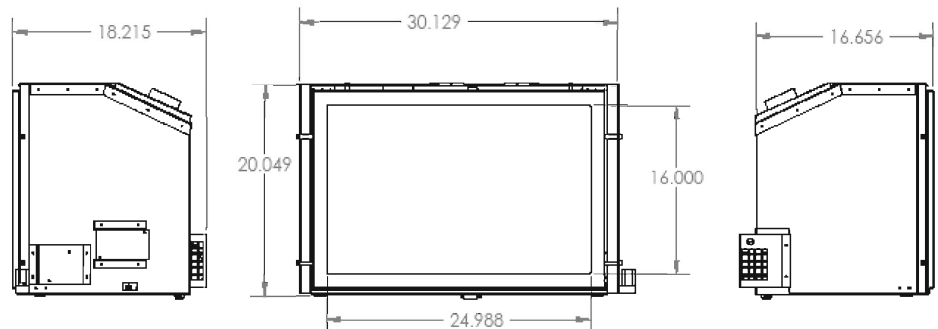
### Specifications:

- Unit certified under joint  
Canadian and American standard  
ANSI Z223.1 or the current CSA  
B149




**The Grand ▲**

**◀ The Champion**



### QUALITY CRAFTSMANSHIP

Savannah's products are designed with superior components and materials, assembled by trained craftsmen who take great pride in their work. The burner and valve assembly are leak tested and test fired at a quality control test station. Once assembled the complete fireplace is thoroughly inspected by a qualified technician, before packaging, to ensure that you, the customer, receives the quality product that you expect from Savannah's.

Consult your owners manual for complete warranties and conditions and proper use and maintenance. Check all local and national building codes and fire regulations. All specifications are subject to change without prior written notice due to on-going product improvements. Clearances are in accordance with local installation codes and the requirements of the gas supplier. 

Distributed by:



#100 – 11091 Bridgeport Rd  
Richmond, BC V6X 1T3  
Ph: 604.231.8923  
Fx: 604-231-8924  
www.savannahheating.com